

Polyurethane injection carousel

Prototype tank adaptation

● Mechanical engineering

● Realizations

● Cabling

● Machines

This carousel enables polyurethane foam to be injected around the tank and the foamed assembly to be shaped while the foam sets.

As the finished product has no external cladding, the foam is in direct contact with the forming jig.

The prototyping stage enables the functions implemented in the solution to be validated on an industrial scale.

Two gasketed lids provide the top and bottom seals, while a flexible skin wraps around the lids.

The skin is joined by crushing the 2 folds together using a mechanical clamp.

This solution enables a wide range of tank diameters to be produced, compared with a single-diameter steel mold.

The height of the foam can be adjusted to suit the product range by means of a riser under the low lid.

All power supplies are present on the station, so there's no need to carry energy on the conformator.

A lifting device lifts the conformator into position on the station.

A pair of cylinders is used to lift off the cover (1 large Ø cylinder with short stroke to lift off / 1 small Ø cylinder with long stroke to lift up the cover).

2 "winches" at the front of the machine ensure the doors are opened forcefully.

Series changeover is quick with lids mounting with a ¼-turn system and pinched skin.

FEATURES :

- **Ø600-Ø640-Ø700-Ø740-Ø750-Ø790**
- **Heights from 960mm to 1730mm**
- **High reference common to all Ø and heights**



CEREST

20 Rue des Frères Lumière
68000 Colmar - FRANCE



EMAIL

cerest@cerest.com






PHONE

+33 (0)3.89.21.02.56



INTERNET

www.cerest.com



Reference : 3779

Project added the 28/04/25



CEREST

20 Rue des Frères Lumière
68000 Colmar - FRANCE



EMAIL

cerest@cerest.com



PHONE

+33 (0)3.89.21.02.56



INTERNET

www.cerest.com