



# Stud welding machine

with automatic loader

● Mechanical engineering

● Realizations

● Cabling

● Machines

This machine **allows the resistance welding of 6 studs** on a part of revolution.

Each stud is welded individually **to ensure the correct current flow and thus guarantee the quality of the product.**

An automatic loader feeds the top electrode one by one.

This loader is itself fed by a tray equipped with a separator. This solution replaces the much more expensive vibrating bowl principle.

The feeder is easily adjusted in **all 3 directions by millimetre adjustment** and compensates for electrode wear.

The magazine can hold up **to 36 studs**, which allows a significant production flexibility.

A semi-automatic mode allows manual loading of the electrode in the event of a feed system failure or the **recovery of a failed stud.**

The orientation of the bottom at the beginning of the cycle is ensured by a positioning fork which takes as a reference 2 previously welded tubes.

The 60° spacing between each stud is guaranteed by the use of **a fast and precise mechanical indexer.**

The whole system is enclosed in a **light curtain** enclosure and controlled by a **SIEMENS PLC** with a **touch screen.**

A **cooling control** allows an optimal operation of the welding part.

## SPECIFICATIONS :

- **Repeatable machine cycle time of 22s/part**
- **Welding force up to 1380 daN**
- **Welding current up to 63 kA**



### CEREST

20 Rue des Frères Lumière  
68000 Colmar - FRANCE



### EMAIL

cerest@cerest.com






### PHONE

+33 (0)3.89.21.02.56



### INTERNET

www.cerest.com



Reference : 3597

Project added the 30/05/22



**CEREST**

20 Rue des Frères Lumière  
68000 Colmar - FRANCE



**EMAIL**

[cerest@cerest.com](mailto:cerest@cerest.com)



**PHONE**

+33 (0)3.89.21.02.56



**INTERNET**

[www.cerest.com](http://www.cerest.com)